

Protect your child from LEAD



Lead can be found in many places inside and outside your home.


Lead can hurt your child. Lead can harm a child's brain. Lead poisoning can make it hard for children to learn, pay attention and behave. Most children who have lead poisoning do not look or act sick.

Take these steps to keep your family safe from lead.

Taking Care of Your Child

Don't eat from old paint cans

Some old paint has lead in it. When paint gets old, it breaks down into dust. This dust spreads all around your home.




Always wash hands before eating and sleeping. Lead dust and dirt can stick to hands and toys that children put in their mouths.

Feed your child with healthy foods

Make sure to give your child fruit and vegetables with every meal, and foods that have:

- **calcium** (milk, plain yogurt, almond milk, soy milk, spinach, kale, tofu, cheese, calcium-fortified cereals)
- **iron** (beef, chicken, turkey, eggs, cooked dried beans, almonds, cashews, peanuts, pumpkin seeds, potatoes, oatmeal)
- **vitamin C** (oranges, tomatoes, tomatillos, limes, bell peppers, purple cabbage, papaya, jicama, and broccoli)




Calcium, iron and vitamin C help keep lead from hurting your child.

Some candies from outside the USA have lead in them. Fresh fruit and vegetables, lean meats, whole grains and dairy products are healthier choices for your child.


Inside and Outside Your Home

Always use water from the cold tap for cooking, drinking, or baby formula (if used). If water needs to be heated, draw water from the cold water tap and heat the water on the stove or in a microwave.

Wet mop floors, wet wipe windowsills, vacuum, and wash all surfaces often. This keeps lead in dust and dirt from spreading in the house.



Move cribs, playpens, beds and high chairs away from damaged paint. This helps keep lead in paint chips and dust away from your child.



unless it has been tested and does not have lead in it.